



ಬೃಹತ್ ಬೆಂಗಳೂರು ಮಹಾನಗರ ಪಾಲಿಕೆ
Bruhat Bengaluru Mahanagara Palike



BBMP COVID-19 WAR ROOM 06.01.2022



ABSTRACT OF COVID-19 CASES IN BENGALURU



	MALE	FEMALE	TRANSGENDER	MALE	FEMALE	TRANSGENDER	TOTAL	
	Last 24 Hours	Last 24 Hours	Last 24 Hours	Cumulative	Cumulative	Cumulative	Last 24 Hours	Cumulative
Positive Cases	2,361	1,963	0	7,61,122	5,15,097	155	4,324	12,76,374
Recovered Cases	103	69	0	7,40,944	4,99,953	149	172	12,41,046
Death Cases	1	0	0	10,389	6,022	4	1*	16,415
Total Tests Done	In Last 24 hrs : 86,710					Cumulative : 2,42,78,244		
ACTIVE CASES					18,913			

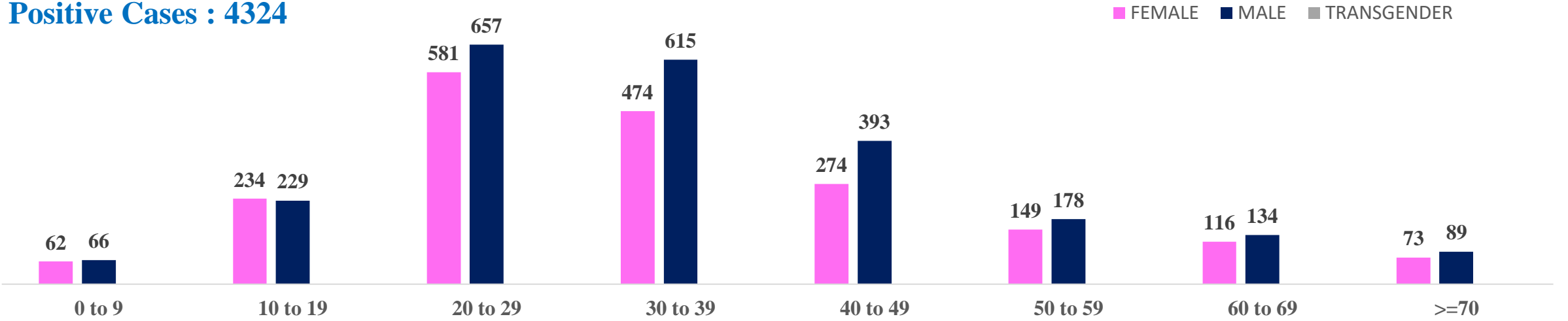
*Covid deaths occurred today : 00 | Covid deaths occurred beyond last 24 hrs., reported today : 01



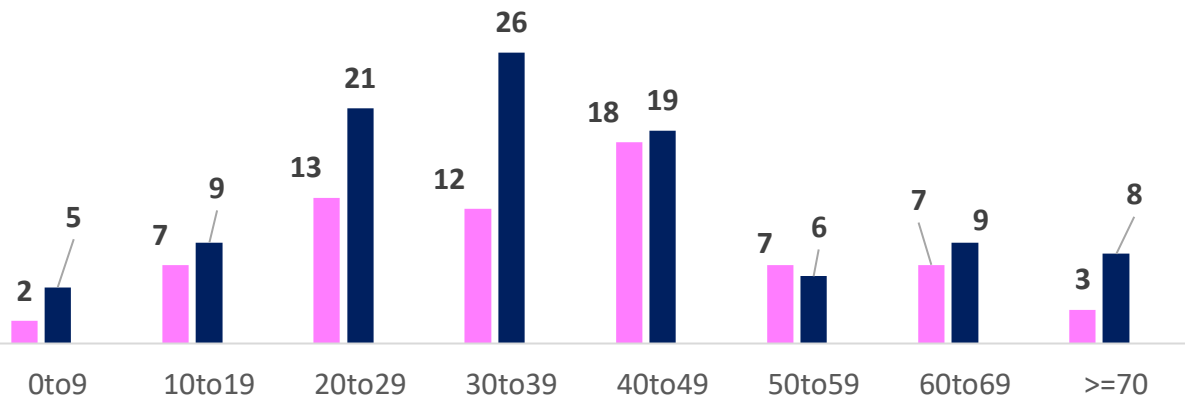
LAST 24 HOURS AGE GROUP AND GENDER WISE DISTRIBUTION



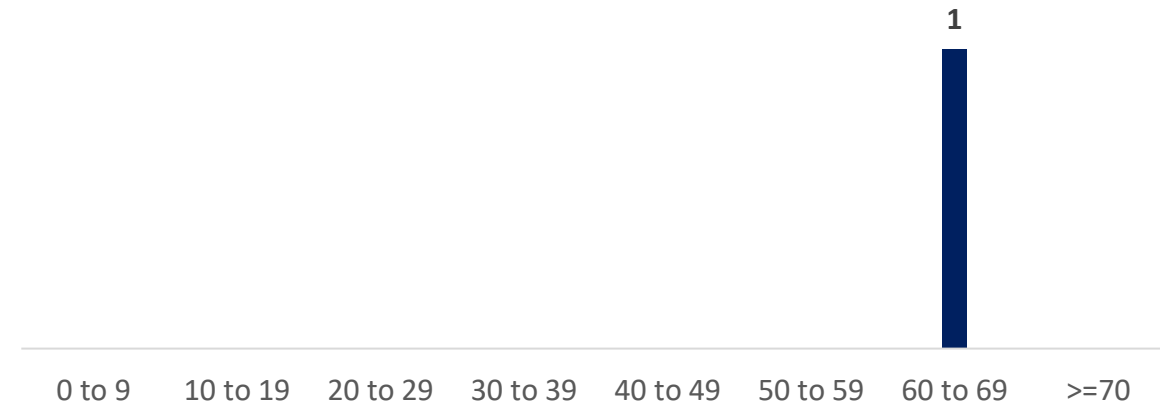
Positive Cases : 4324



Recovered Cases : 172



Death Cases : 1





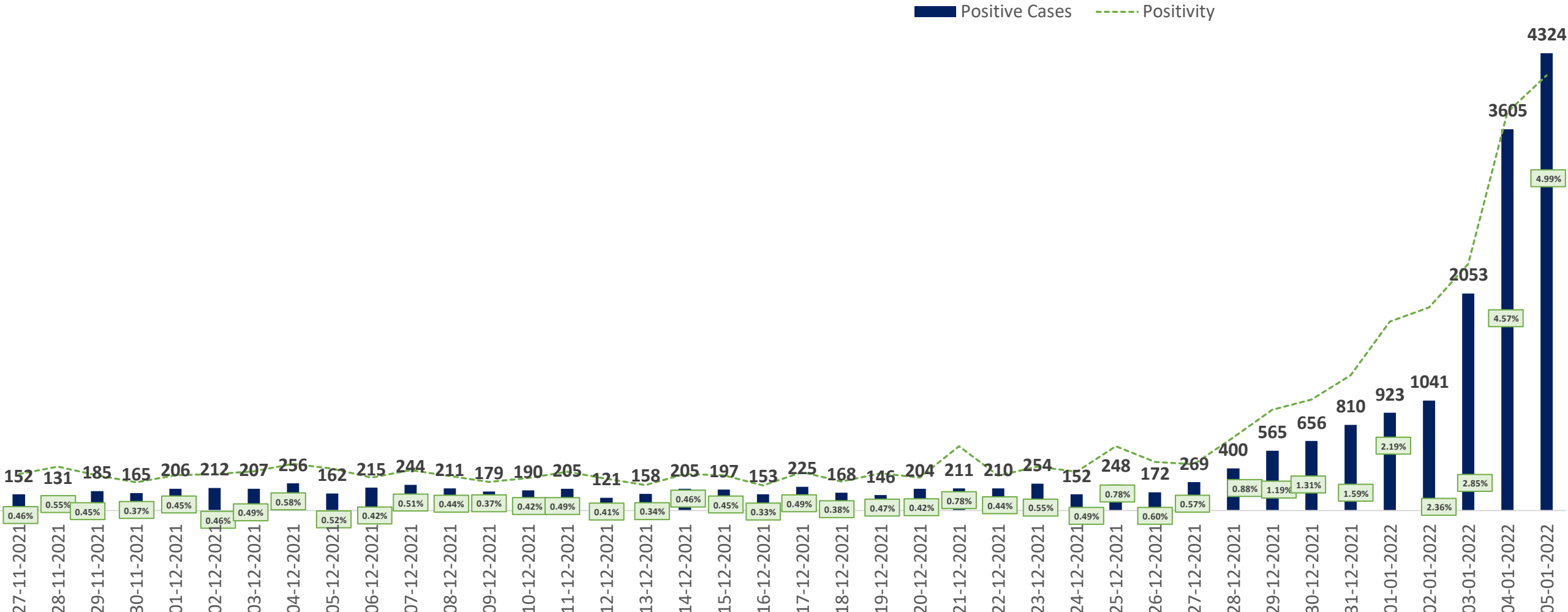
SNAPSHOT OF BENGALURU COVID-19 CASES IN LAST 8 WEEKS



	11-11-2021 To 17-11-2021	18-11-2021 To 24-11-2021	25-11-2021 To 01-12-2021	02-12-2021 To 08-12-2021	09-12-2021 To 15-12-2021	16-12-2021 To 22-12-2021	23-12-2021 To 29-12-2021	30-12-2021 To 05-01-2022
Total Positive Cases	1,120	969	1,212	1,507	1,255	1,317	2,060	13,412
Total Recovered Cases	1,619	1,871	1,315	1,004	1,118	1,200	940	1,326
Total Death Cases	12	8	14	18	16	5	16	19
Case Fatality Rate	1.07%	0.83%	1.16%	1.19%	1.27%	0.38%	0.78%	0.14%
Total Tests Conducted	2,68,542	2,12,459	2,51,709	3,08,999	2,99,017	2,89,685	2,77,209	4,25,227
Positivity Rate	0.42%	0.46%	0.48%	0.49%	0.42%	0.45%	0.74%	3.15%

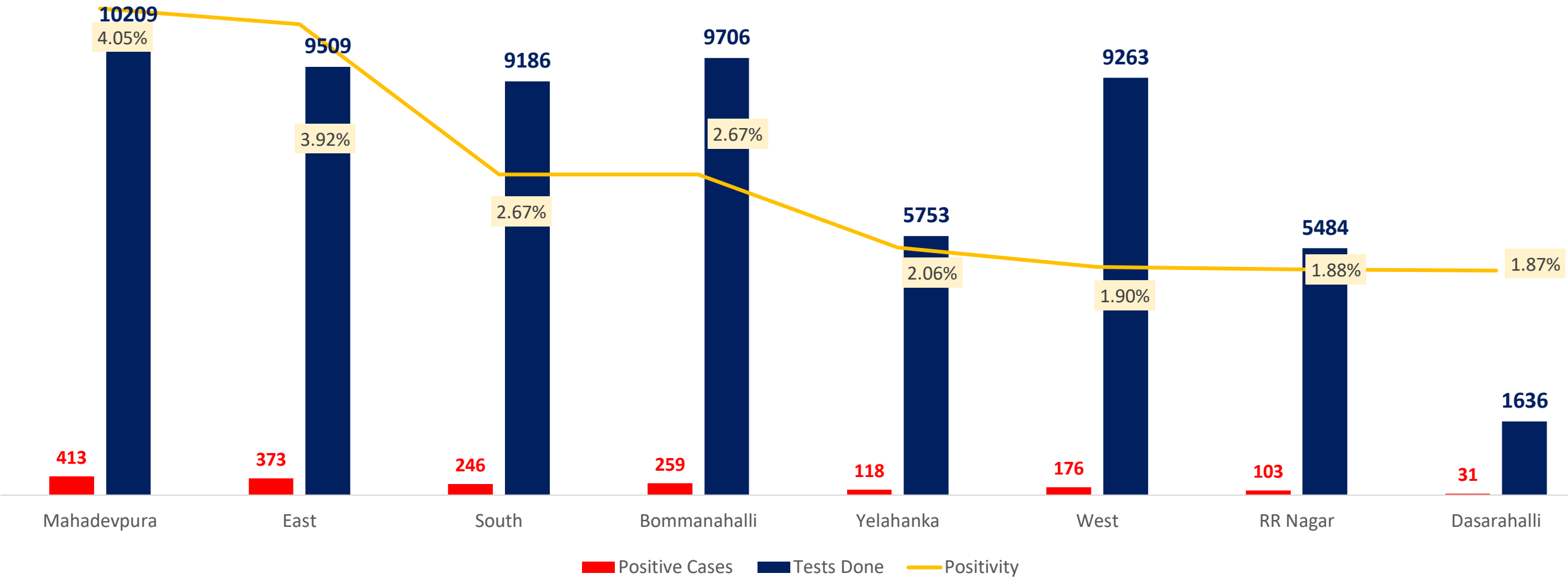


POSITIVITY RATE OF BENGALURU – LAST 40 DAYS



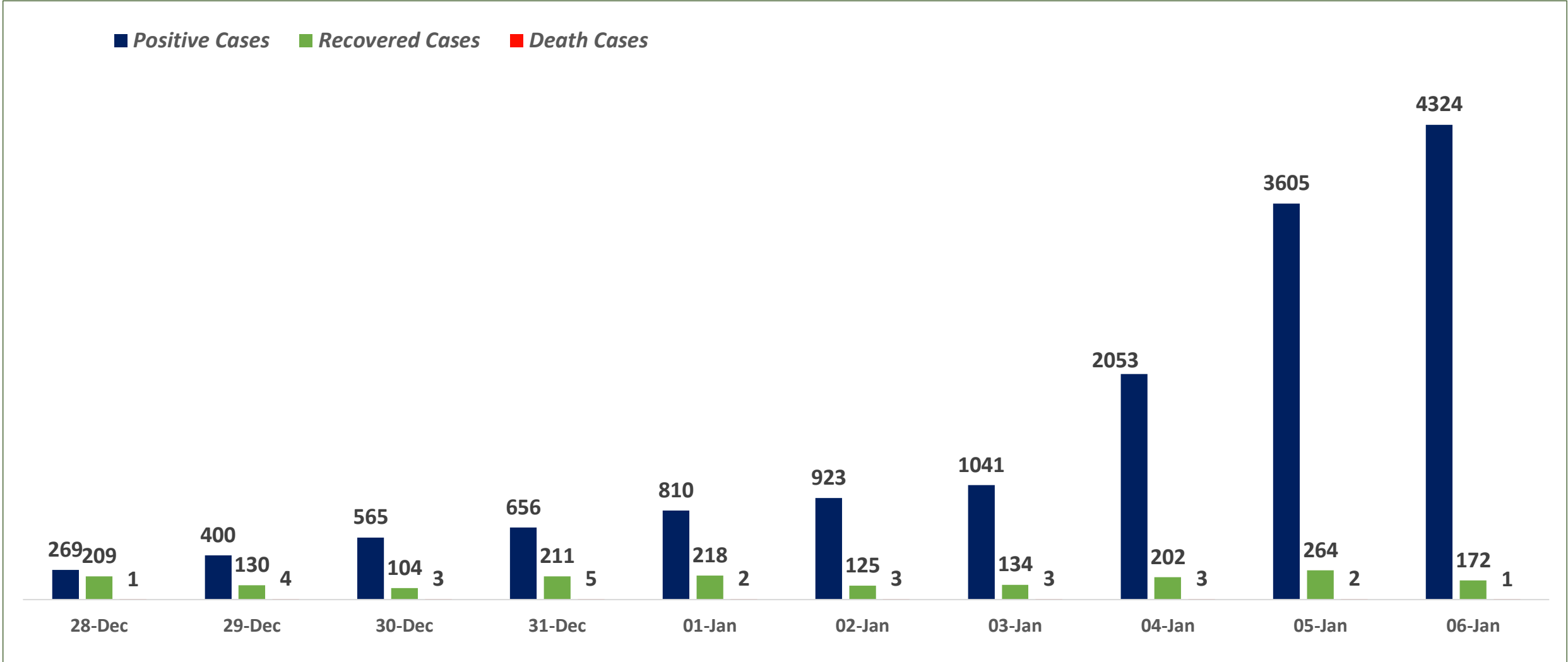


ZONE WISE AVERAGE POSITIVITY TREND FOR LAST 7 DAYS





SNAPSHOT OF POSITIVE, RECOVERED AND DEATH CASES OVER LAST 10 DAYS ACROSS BBMP ZONES

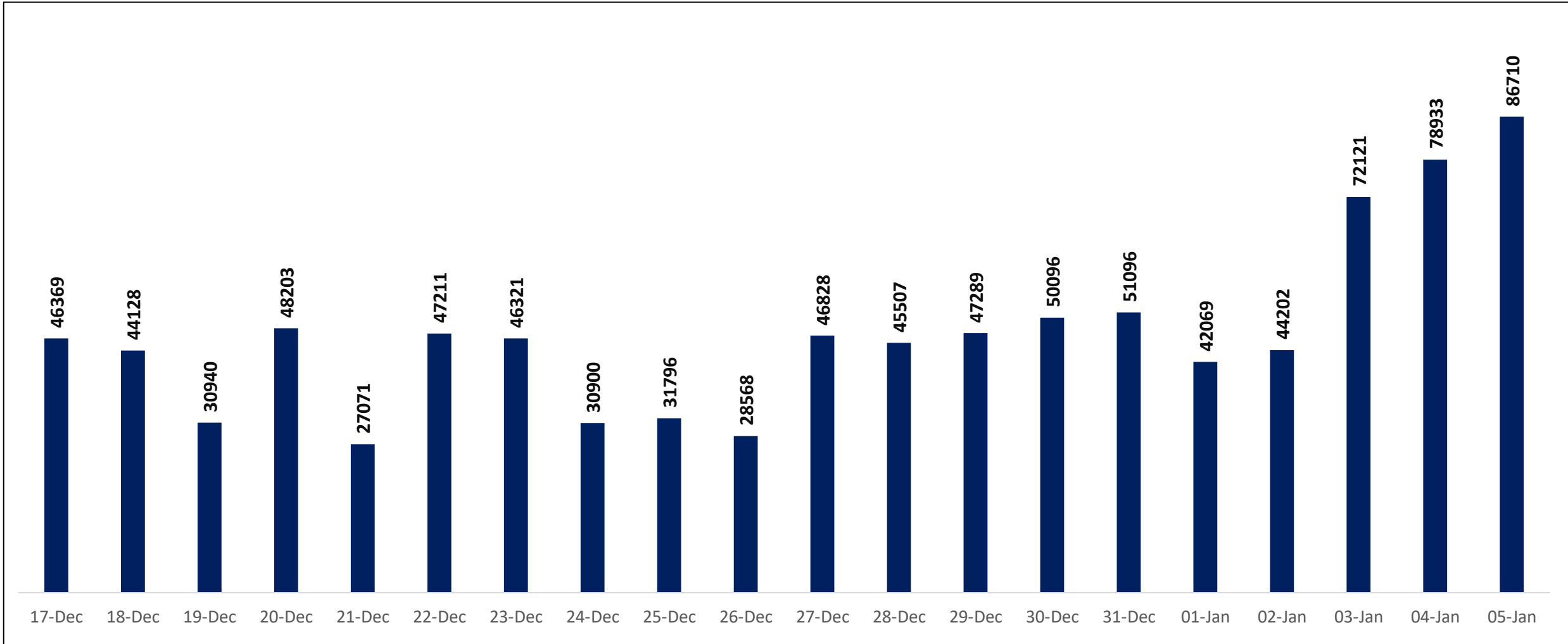




TESTING TRENDS IN BENGALURU

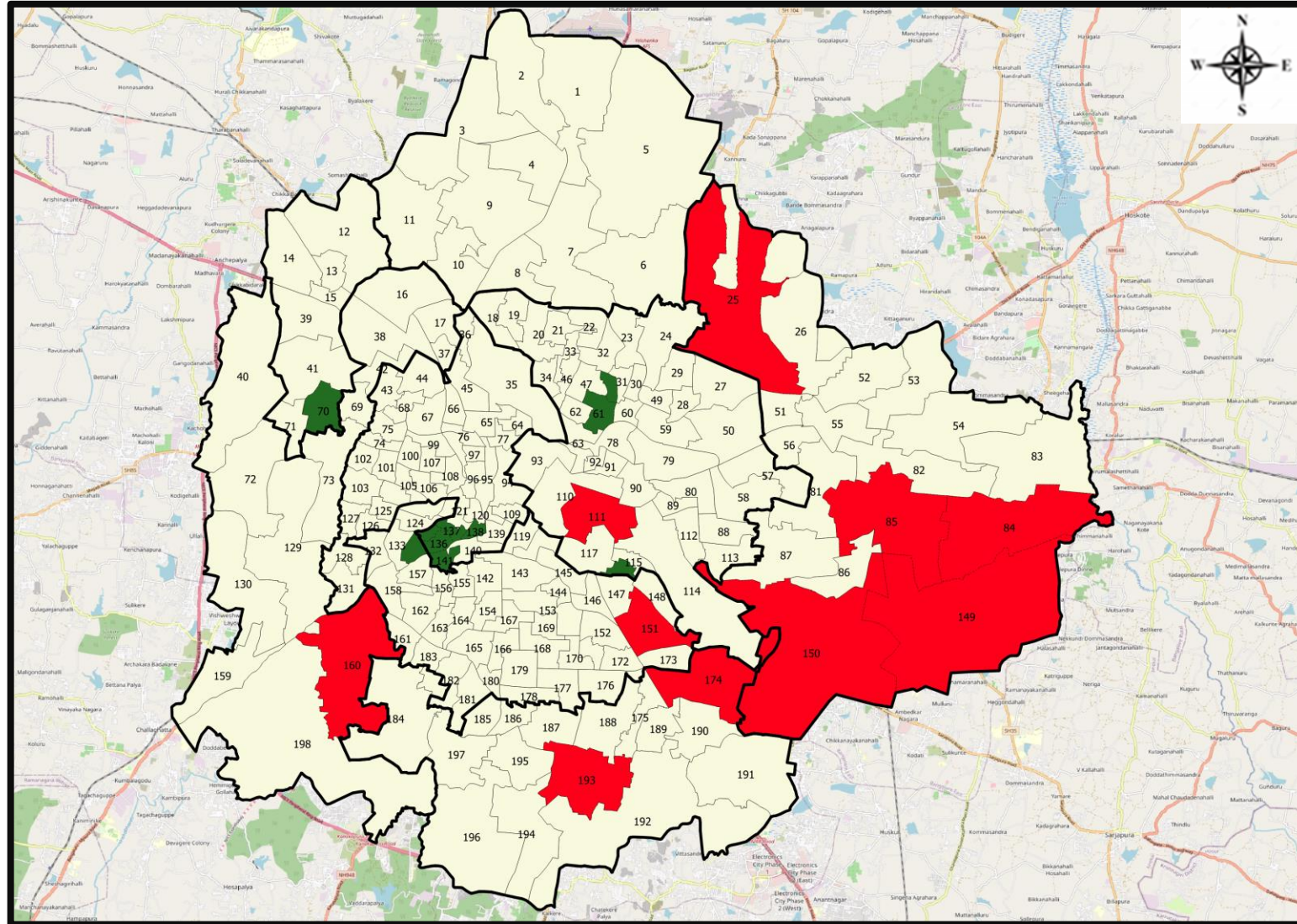


Total Test Conducted Till Date	Test Conducted Last 24 hours
2,42,78,244	86,710





BENGALURU URBAN MAP SHOWING TREND OF POSITIVE CASES IN LAST 10 DAYS



Top 10 wards reporting highest number of positive cases in last 10 days

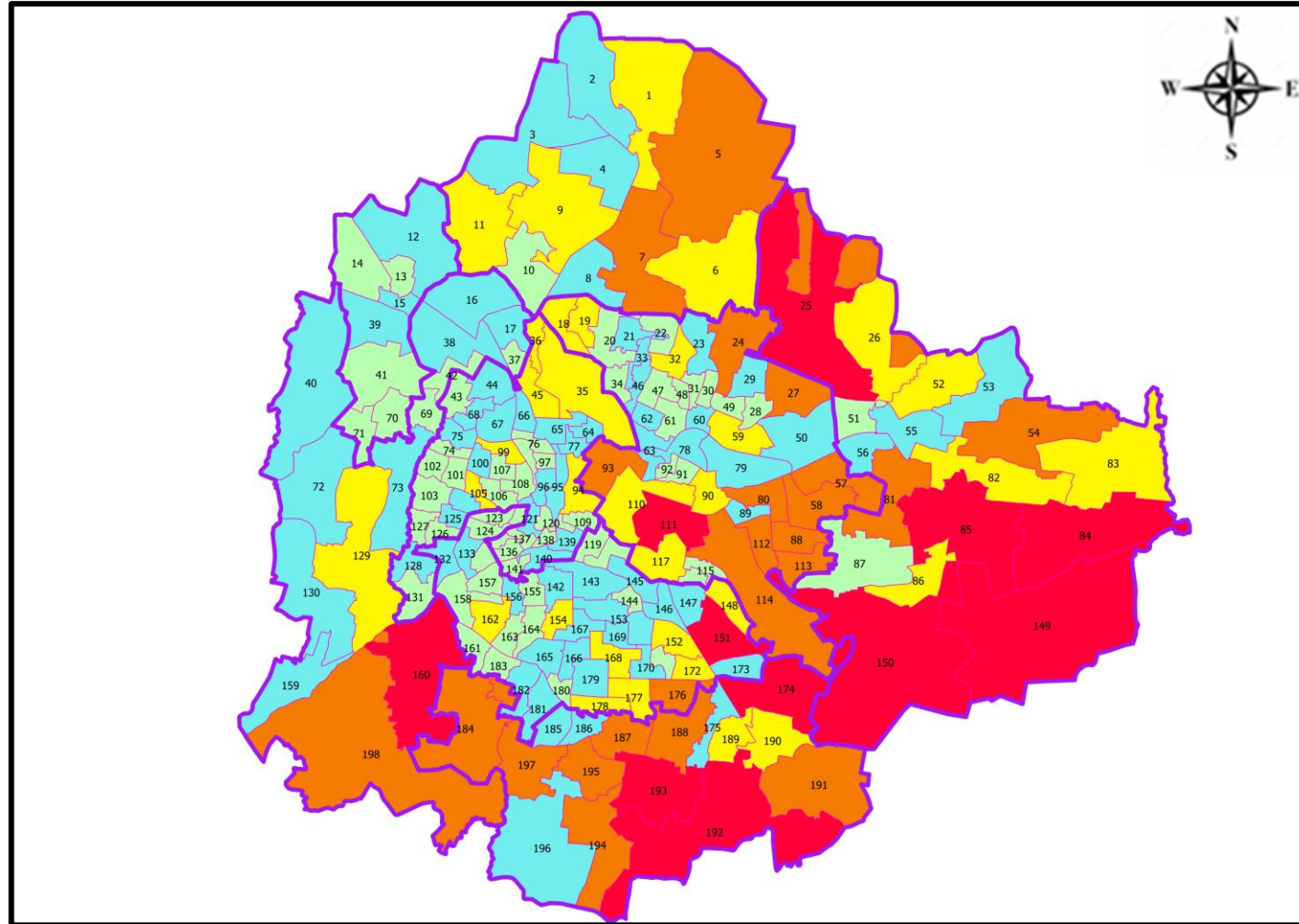
Ward No.	Ward Name	Daily Cases Average
150	Bellanduru	40
84	Hagadur	20
85	Dodda Nekkundi	17
151	Koramangala	14
174	HSR Layout	14
149	Varthuru	13
111	Shantala Nagar	12
193	Arakere	11
25	Horamavu	11
160	Rajarajeshwari Nagar	10







Top 10 wards reporting least number of positive cases in last 10 days

Ward No.	Ward Name	Daily Cases Average
135	Padarayanapura	0
70	Rajagopal Nagara	0
48	Muneshwara Nagar	0
137	Rayapura	0
136	Jagajivanram Nagar	0
116	Nilasandra	0
61	S K Garden	0
141	Azad Nagar	0
138	Chalavadipalya	0
134	Bapuji Nagar	0



BENGALURU MAP SHOWING INTENSITY OF POSITIVE CASES IN LAST 10 DAYS



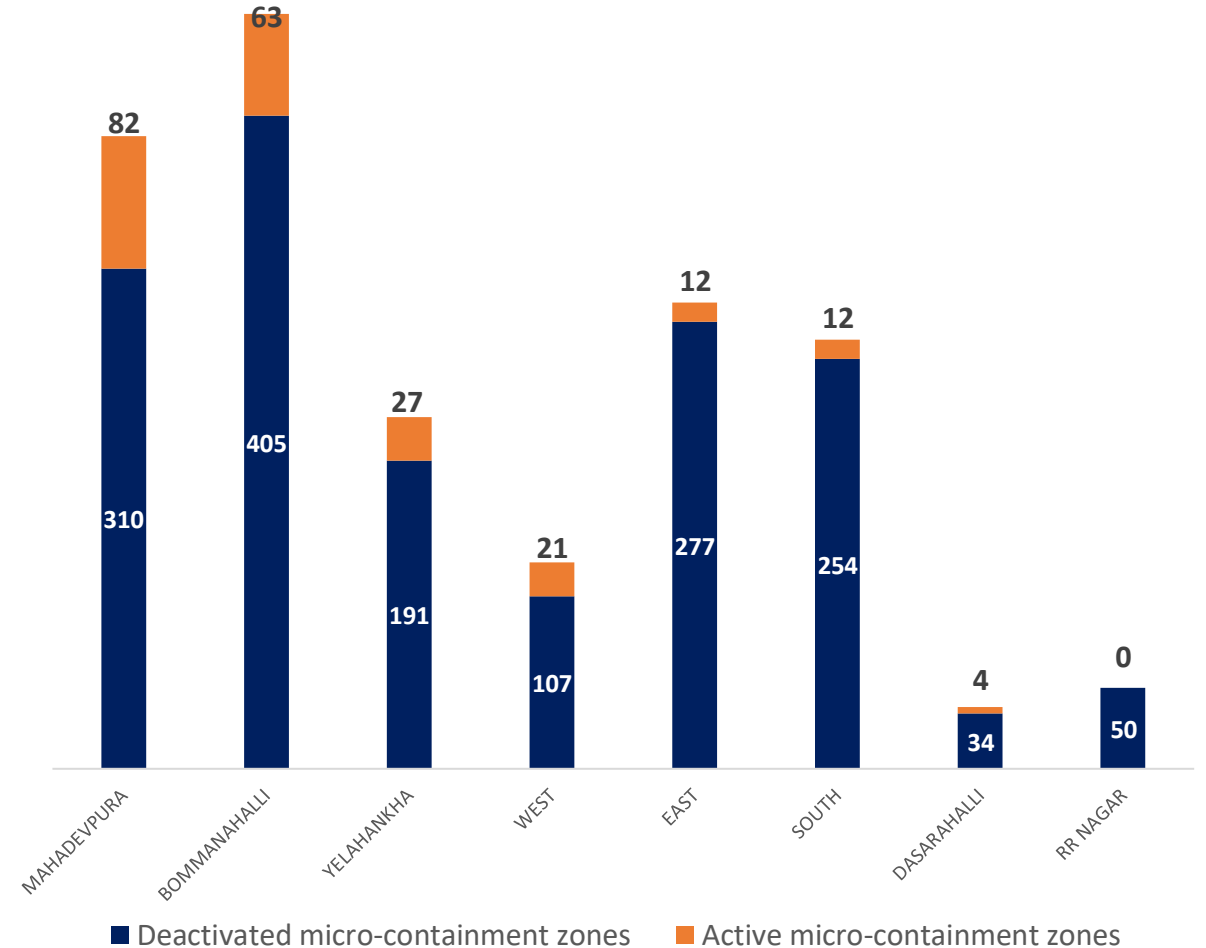
-  **Level 1 : 0 to 10 Cases**
-  **Level 2 : 10 to 25 Cases**
-  **Level 3 : 25 to 50 Cases**
-  **Level 4 : 50 to 100 Cases**
-  **Level 5 : Above 100 Cases**
-  **Zone Boundaries**



CONTAINMENT ZONE DETAILS



ZONE	TOTAL DECLARED	TOTAL DEACTIVATED	TOTAL ACTIVE
MAHADEVPURA	392	310	82
BOMMANAHALLI	468	405	63
YELAHANKHA	218	191	27
WEST	128	107	21
EAST	289	277	12
SOUTH	266	254	12
DASARAHALLI	38	34	4
RR NAGAR	50	50	0
TOTAL	1849	1628	221





COVID BED STATUS AS ON 06.01.2022

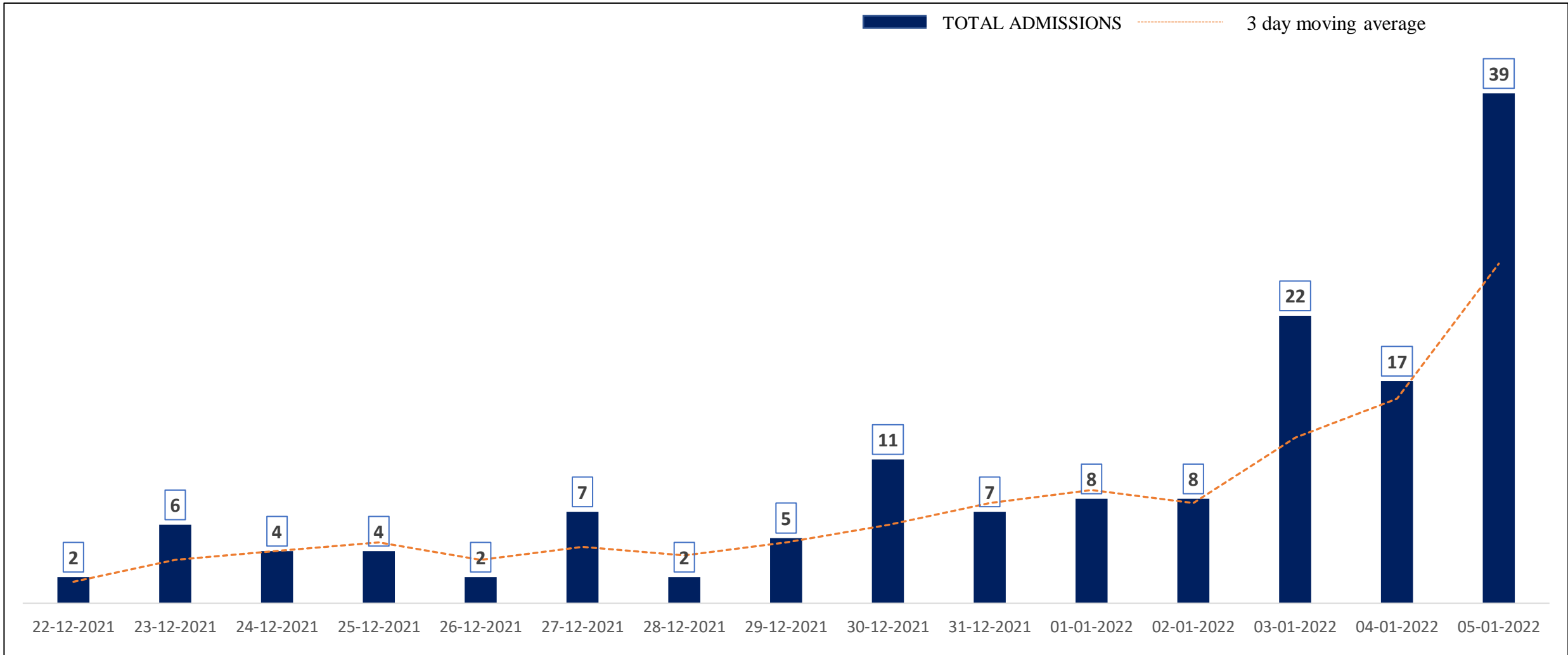


SR. NO.	Facility Type	No. of Hospital	Total Allocated Beds for C+ Patients					Occupied Beds for C+ Patients					Net Available Beds for C+ Patients				
			Gen Beds	HDU	ICU Beds	ICU-V	Total	Gen Beds	HDU	ICU Beds	ICU-V	Total	Gen Beds	HDU	ICU Beds	ICU-V	Total
1	Government Medical Colleges	4	20	621	53	76	770	0	37	1	2	40	20	584	52	74	730
2	Government Hospitals	16	664	210	61	131	1,066	19	21	4	3	47	645	189	57	128	1,019
3	Covid Care Centres	2	90					37					53				
Total Beds		22	774	831	114	207	1,926	56	58	5	5	124	718	773	109	202	1,802

* Status as on 06.01.2022 – 06:00 PM



HOSPITAL & CCC ADMISSIONS LAST 15 DAYS TREND



* Only Government Quota Admissions through CHBMS considered

* Only Fresh Admissions considered

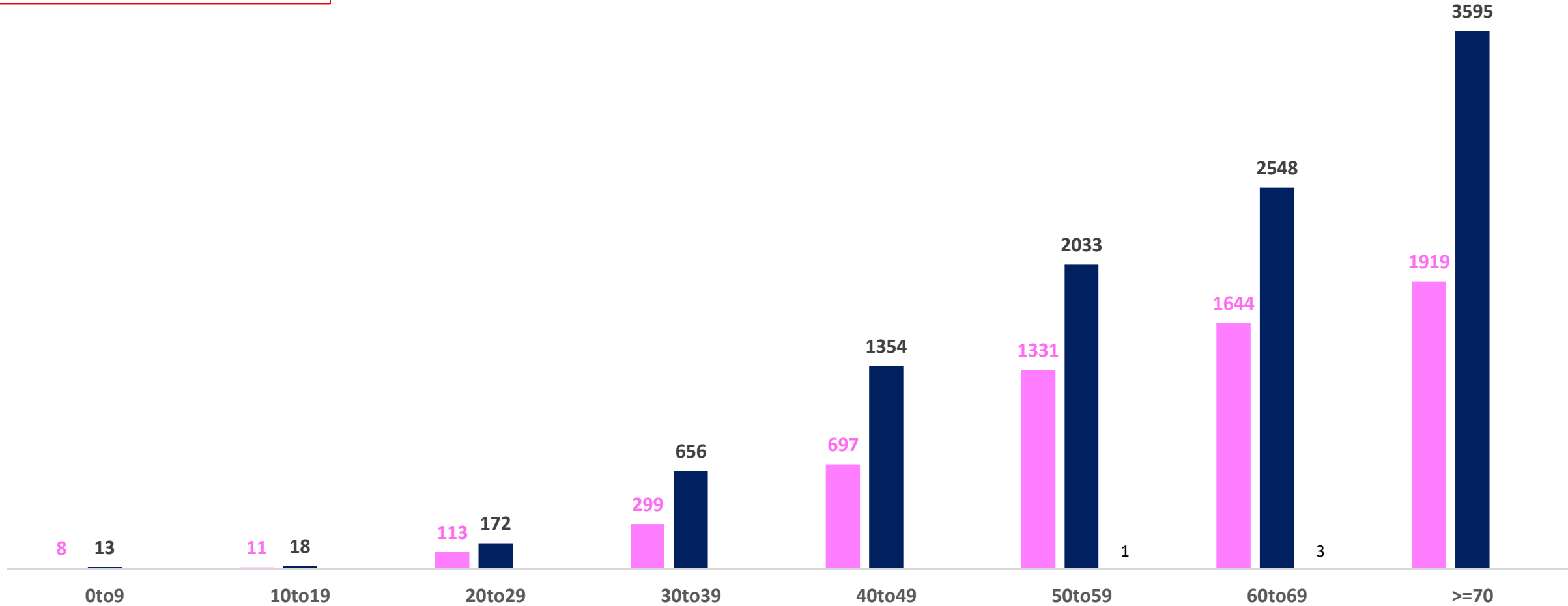


AGE AND GENDER WISE DISTRIBUTION OF DEATH CASES



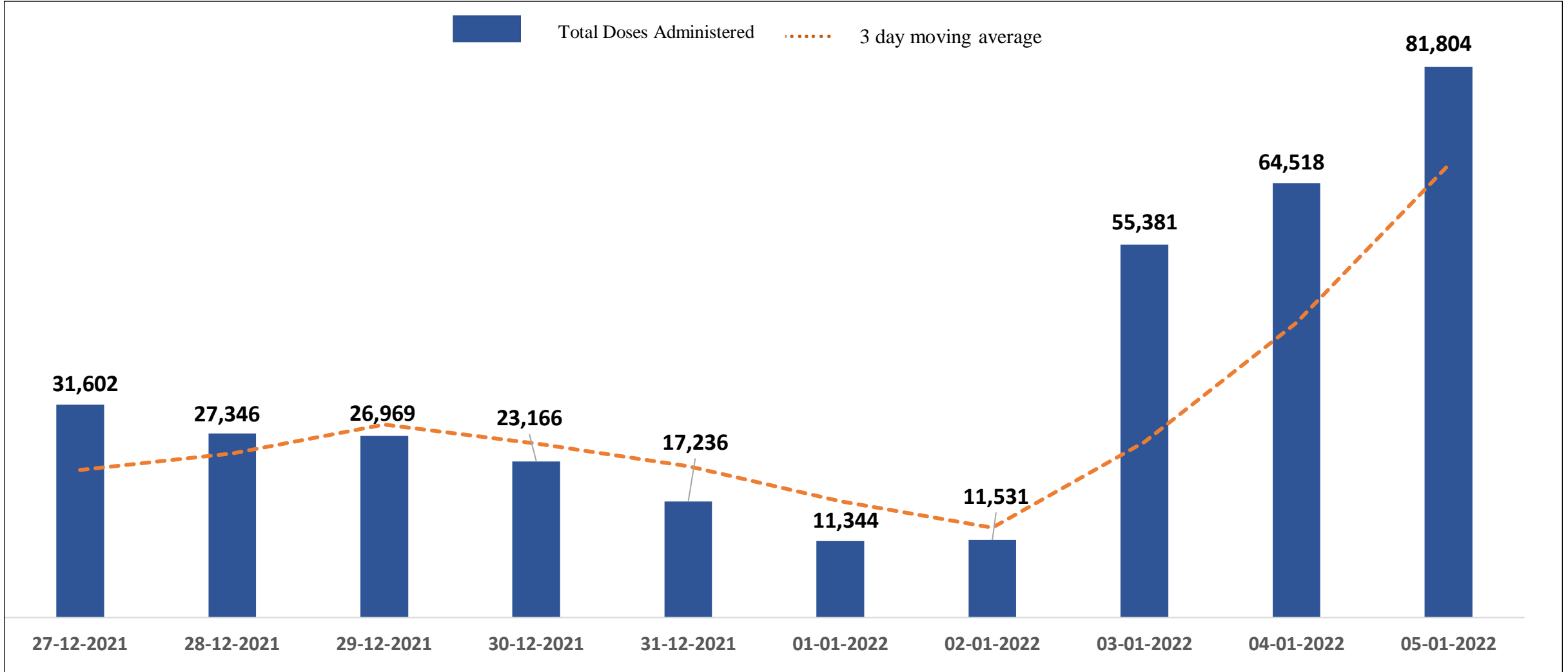
Death Cases: 16,415

Female Male Transgender



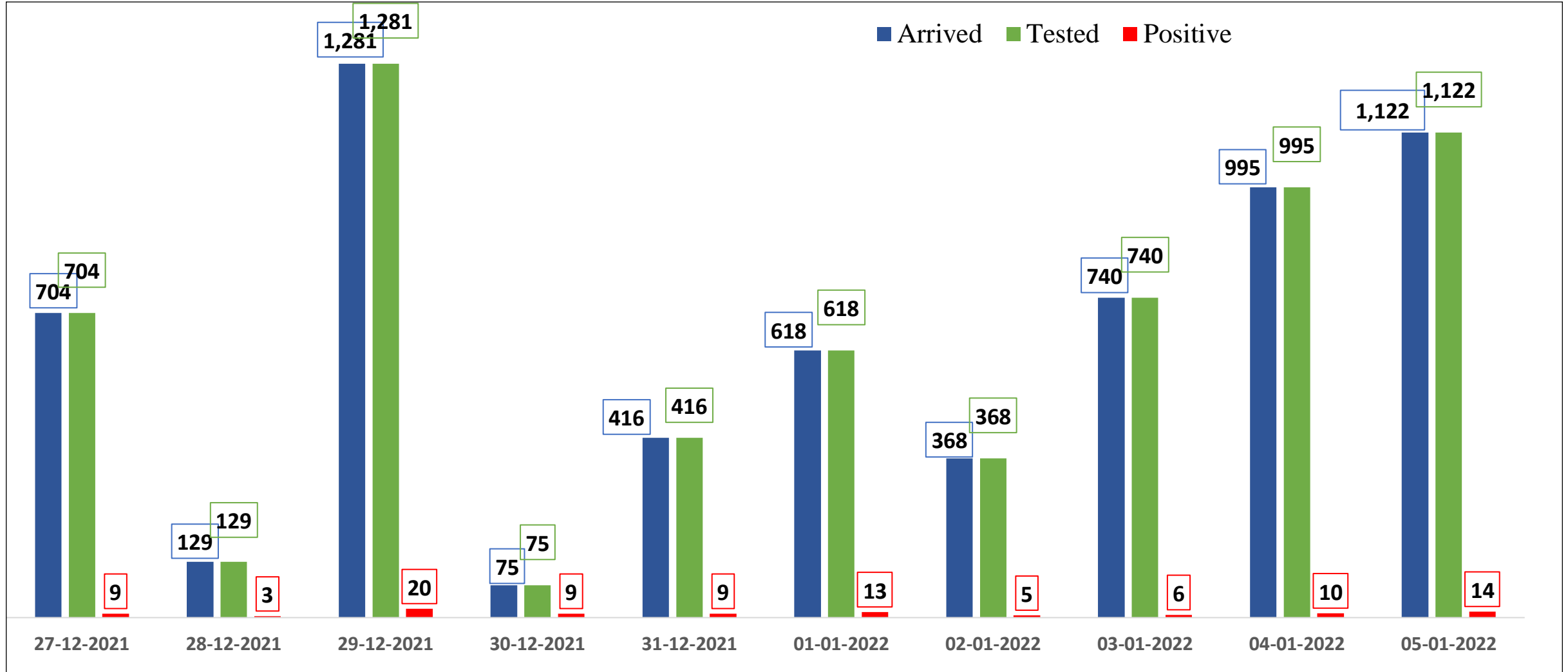


TOTAL VACCINE DOSES ADMINISTERED IN LAST 10 DAYS





INTERNATIONAL TRAVELLERS SURVEILLANCE IN LAST 10 DAYS

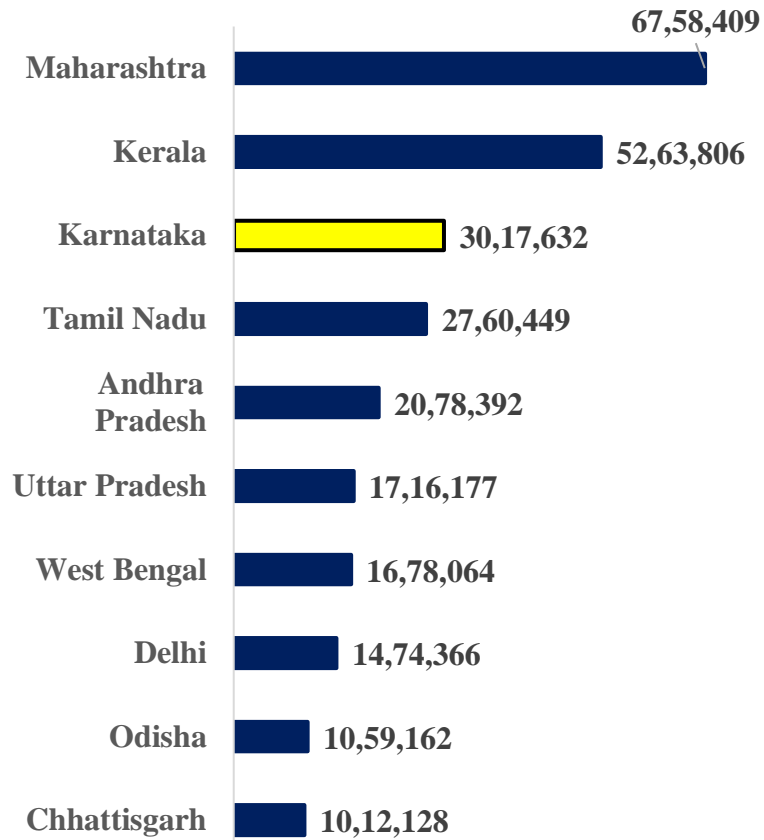




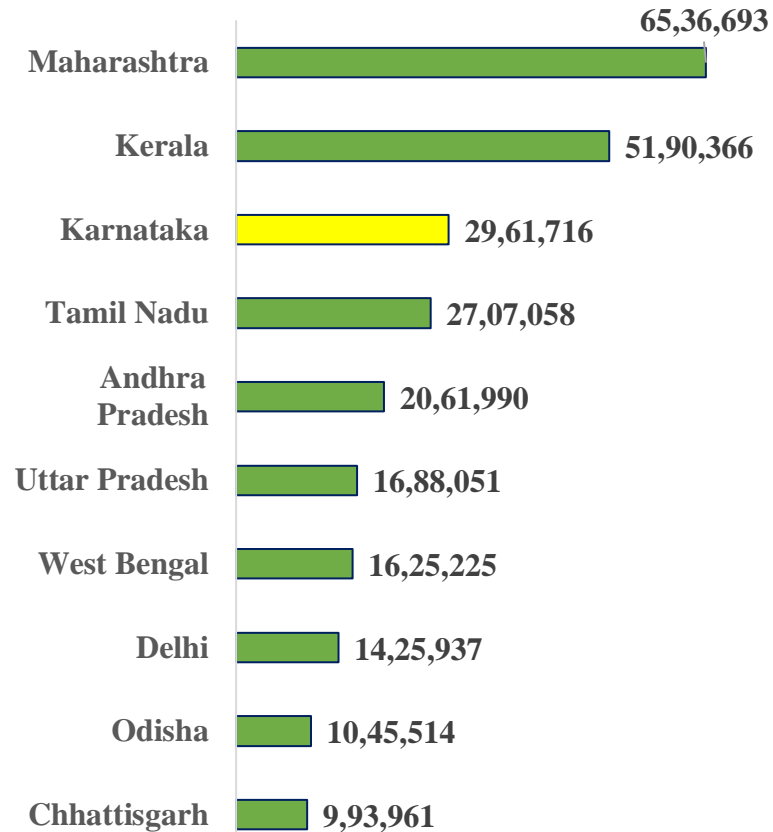
TOP 10 COVID19 AFFECTED INDIAN STATES



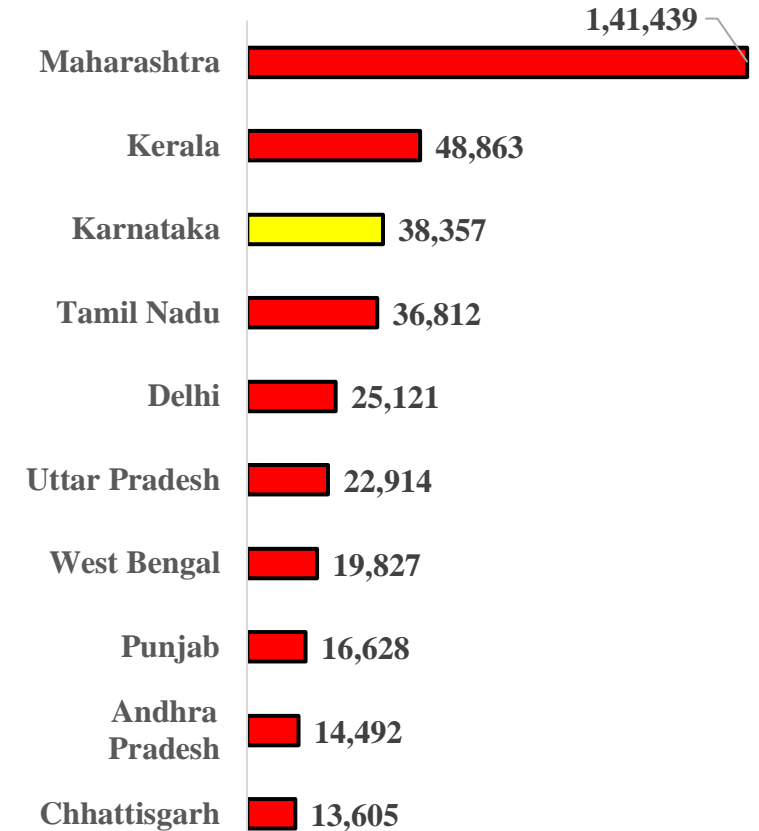
Total Positive Cases



Total Recovered Cases



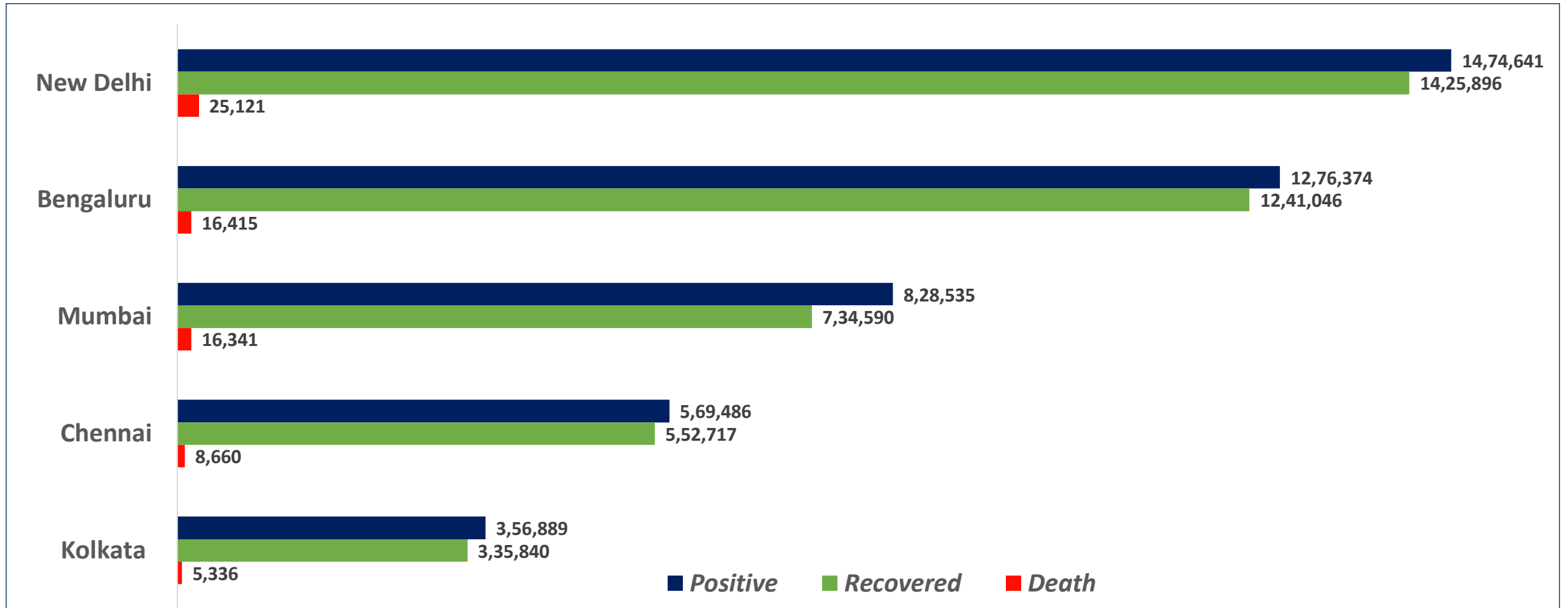
Total Death Cases



Source : <https://www.covid19tracker.in/> / at 5:25 pm (06.01.2022)



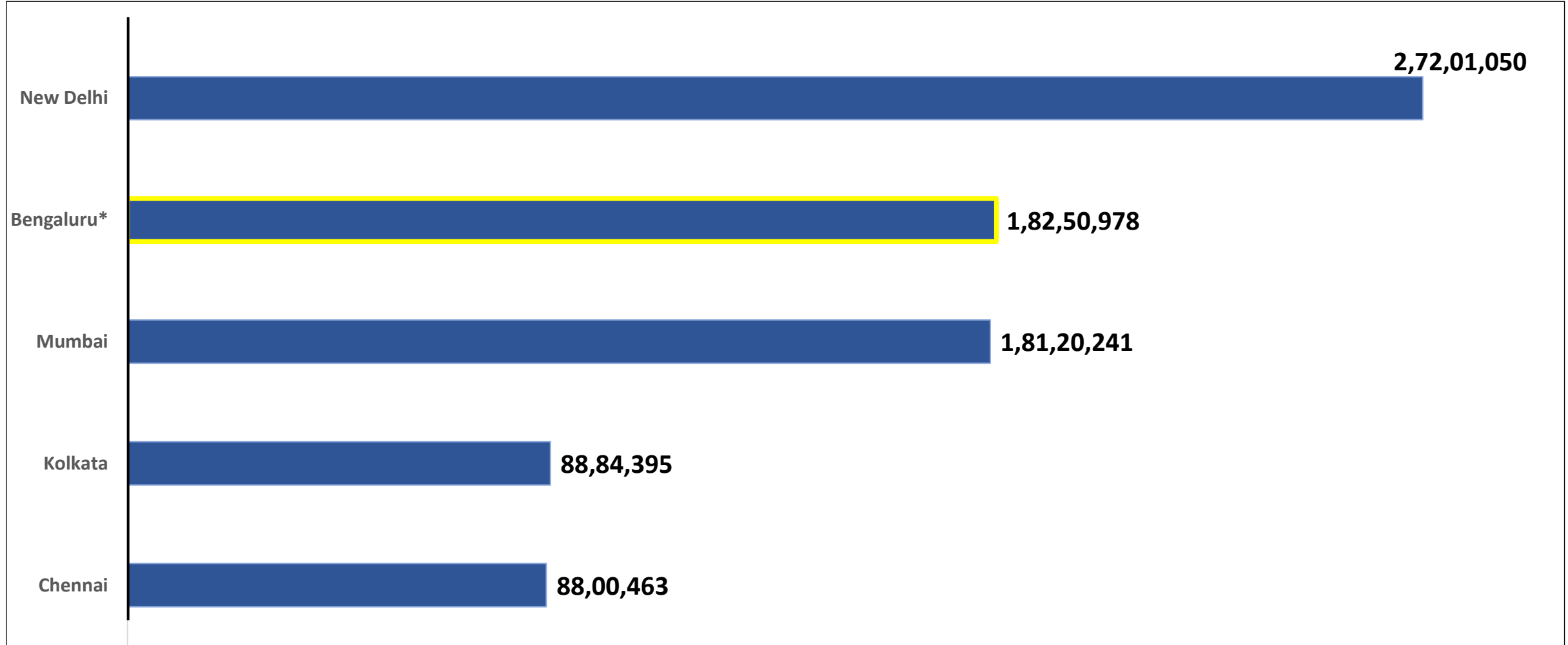
BENGALURU AND OTHER METROPOLITAN CITIES



Source : <https://www.covid19tracker.in/> at 5:25 pm (06.01.2022)



VACCINE DOSES ADMINISTERED IN BENGALURU AND OTHER METROPOLITAN CITIES



Source : <https://dashboard.cowin.gov.in/> at 5:25 pm (06.01.2022)

*includes BBMP & Bengaluru Urban



SNAPSHOT OF COVID-19 CASES IN BENGALURU URBAN



**Total Wards With
< =10 Cases* :
62**

**Tests Conducted
On 05.01.2022:
86,710**

**Recovery
Rate:
97.23%**

**Total
Active Cases :
18,913**

**Total Vaccinated on
05.01.2022:
81,804**

**Positivity
Rate* :
3.15%**

**Active
Rate:
1.48%**

**Case
Fatality Rate* :
0.14%**



*Total positive cases In the past 10 days

*CFR and positivity is for Past 7 days



ಬೃಹತ್ ಬೆಂಗಳೂರು ಮಹಾನಗರ ಪಾಲಿಕೆ
Bruhat Bengaluru Mahanagara Palike



Download BBMP Bulletin	https://apps.bbmpgov.in/covid19/mediabulletin.php
For BBMPCovid19 Bed Status:	https://apps.bbmpgov.in/covid19/en/Bedstatus.php
To register for vaccination :	https://selfregistration.cowin.gov.in/
BBMP COVID19 Dashboard:	https://apps.bbmpgov.in/covid19/
Follow us on:	 www.facebook.com/bbmp.comm1/
	 twitter.com/BBMPCOMM

Issued by:

Honorable Chief Commissioner, BBMP
Special Commissioner Health & IT, BBMP
MD, Bengaluru Smart City Limited

THANK YOU !



ಆರೋಗ್ಯ ಮತ್ತು ಕುಟುಂಬ ಕಲ್ಯಾಣ ಇಲಾಖೆ

**ಲಸಿಕೆಯ ಖಚಿತತೆ
ಜೀವನ ಸುರಕ್ಷತೆ**

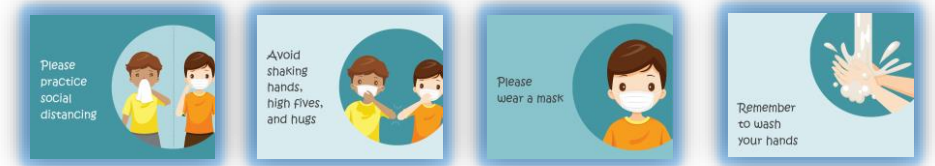
ಕೋವಿಡ್ ಮುಕ್ತ ಸಮಾಜಕ್ಕಾಗಿ, ಸಕಾಲದಲ್ಲೇ ಎರಡು ಡೋಸ್ ಲಸಿಕೆ.

ನಿಮ್ಮ ಎರಡನೇ ಡೋಸ್ ಲಸಿಕೆ ಬಾರಿಯಿದ್ದರೆ ಹತ್ತಿರದ ಲಸಿಕಾ ಕೇಂದ್ರಕ್ಕೆ ಭೇಟಿ ನೀಡಿ. ಸಂಪೂರ್ಣ ಲಸಿಕಾಕರಣ ಬಹಳ ಮುಖ್ಯ.

www.cowin.gov.in ಇಲ್ಲಿ ಲಸಿಕೆಗಾಗಿ ನೋಂದಾಯಿಸಿಕೊಳ್ಳಿ

ಹೆಚ್ಚಿನ ಮಾಹಿತಿಗಾಗಿ 24X7 ಉಚಿತ ಆರೋಗ್ಯ ಸಹಾಯವಾಣಿ 104 ಕ್ಕೆ ಕರೆ ಮಾಡಿ

ಎಲ್ಲರಿಗೂ ಆರೋಗ್ಯ ಎಲ್ಲೆಡೆಯೂ ಆರೋಗ್ಯ



Please practice social distancing

Avoid shaking hands, high fives, and hugs

Please wear a mask

Remember to wash your hands